

12 – 23 April

Hierdie huiswerkboek

behoort aan:

Memo

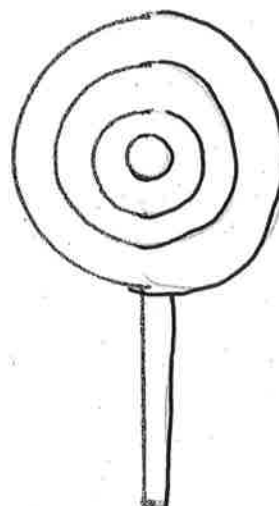
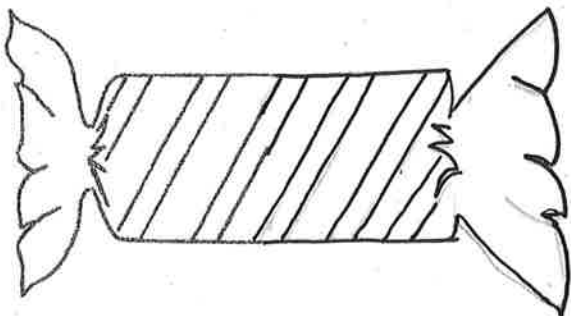
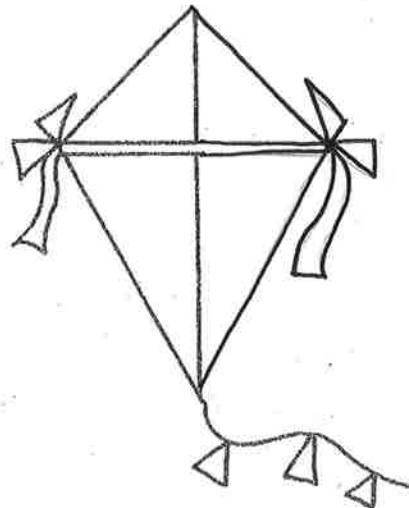
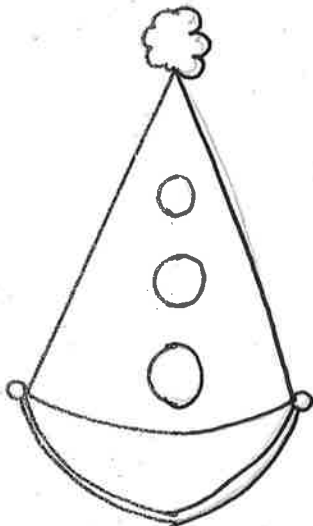
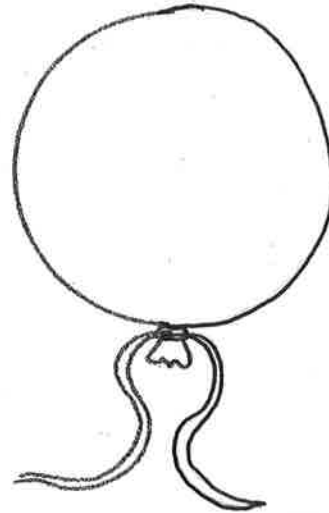

Gr.3.



# Dag 1 – Tuiswerk

Voltooi elke prentjie deur die ander helfte te teken.

Voorbeeld



## Opbreekmethode hersien:

PLUS:


$$34 + 26 =$$

$$(30+4) + (20+6)$$

$$T: 30 + 20 = 50$$

$$E: 4 + 6 = 10$$

$$50 + 10 = 60$$



MINUS:

$$56 - 25 =$$

$$(56) - (20+5)$$

$$T: 56 - 20 = 36$$

$$E: 36 - 5 = 31$$

## Doen nou jou eie somme:

$$62 + 35 =$$

$$(60+2) + (30+5)$$

$$T: 60 + 30 = 90$$

$$E: 2 + 5 = 7$$

$$90 + 7 = 97$$

$$88 - 54 =$$

$$(88) - (50+4)$$

$$T: 88 - 50 = 38$$

$$E: 38 - 4 = 34$$

$$68 + 43 =$$

$$(60+8) + (40+3)$$

$$T: 60 + 40 = 100$$

$$E: 8 + 3 = 11$$

$$100 + 10 + 1 = 111$$

$$73 - 45 =$$

$$(73) - (40+5)$$

$$T: 73 - 40 = 33$$

$$E: 33 - 5 = 28$$

# Meer as en minder as



Voltooi die tabel.



	4 meer as	4 minder as	5 meer as	5 minder as	10 meer as	10 minder as
68	72	64	73	63	78	58
167	171	163	172	162	177	157
129	133	125	134	124	139	119
185	189	181	190	180	195	175
90	94	86	95	85	100	80
150	154	146	155	145	160	140
32	36	28	37	27	42	22
121	125	117	126	116	131	111
87	91	83	92	82	97	77
154	158	150	159	149	164	144
45	49	41	50	40	55	35
177	181	173	182	172	187	167
120	124	116	125	115	130	110
24	28	20	29	19	34	14
147	151	143	152	142	157	137
100	104	96	105	95	110	90
125	129	121	130	120	135	115
190	194	186	195	185	200	180
139	143	135	144	134	149	129