


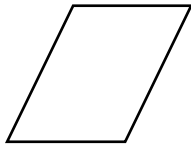
WERKKAART 4 - Do. 16 Julie 2020

Simmetrie

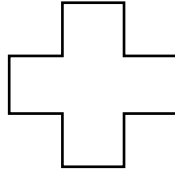
Aktiwiteit 1: Omkring die letters van die prentjies wat linsimmetrie het.



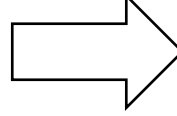
A




B



C



D



E


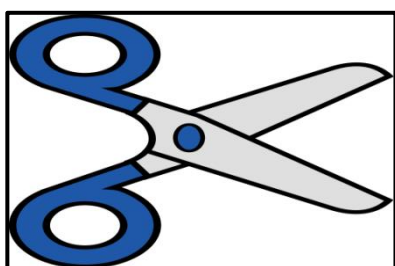







F

Aktiwiteit 2: Knip die prentjies in BYLAAG 1 uit en plak dit onder die korrekte opskrif in die tabel.

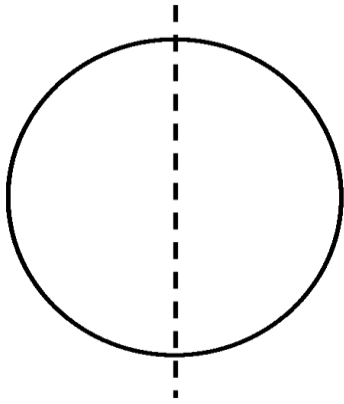
Simmetries	Nie-simmetries

BYLAAG 1



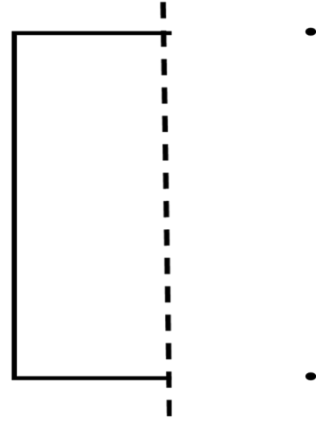
Aktiwiteit 3: Voltooi die prentjies deur die ander helfte te teken. Skryf die naam van die figuur op die gegewe lyn. Onthou om 'n liniaal te gebruik.

a. VB:

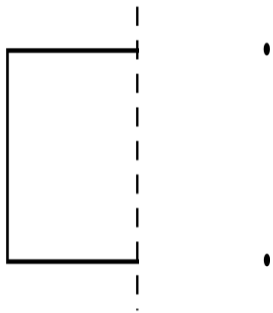


Sirkel

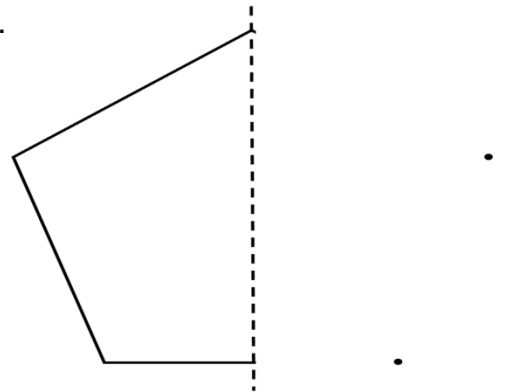
b.



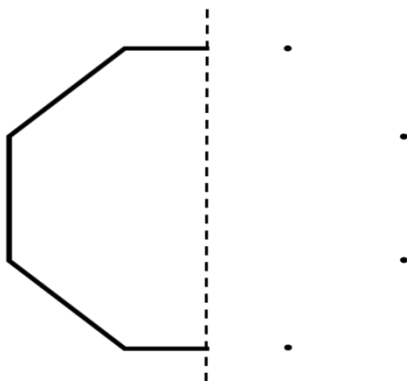
c.



d.



e.



f.

