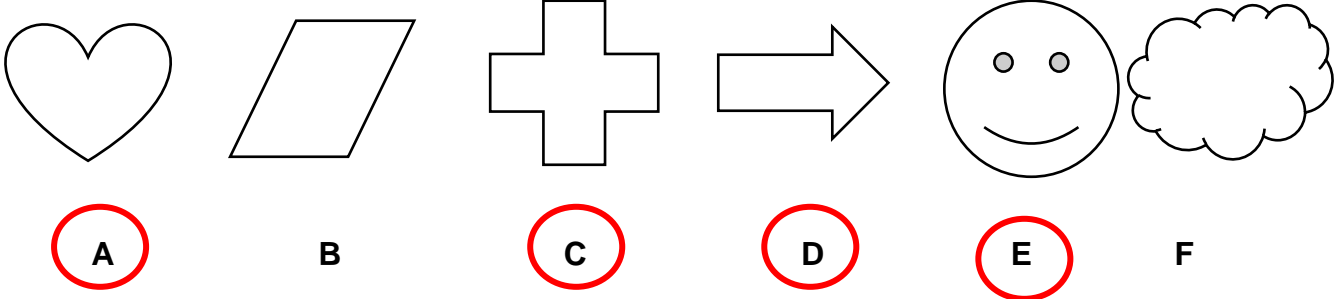










# WERKKAART 4 MEMORANDUM

## Simmetrie

Aktiwiteit 1: Omkring die letters van die prentjies wat linsimmetrie het.

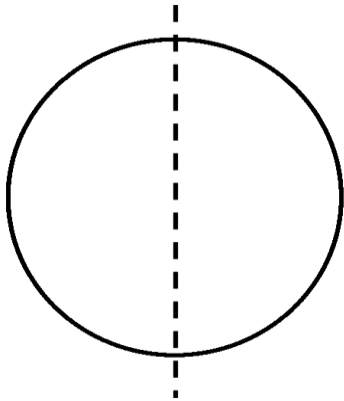


Aktiwiteit 2: Knip die prentjies in BYLAAG 1 uit en plak dit onder die korrekte opskrif in die tabel.

Simmetries	Nie-simmetries
 	 
	
	

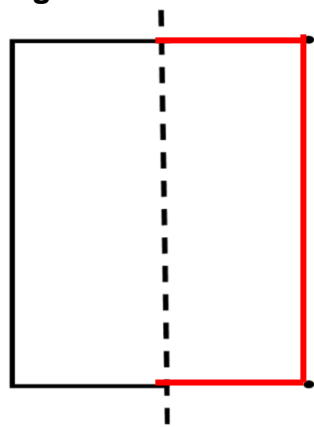
**Aktiwiteit 3: Voltooi die prentjies deur die ander helfte te teken. Skryf die naam van die figuur op die gegewe lyn. Onthou om 'n liniaal te gebruik.**

a. VB:



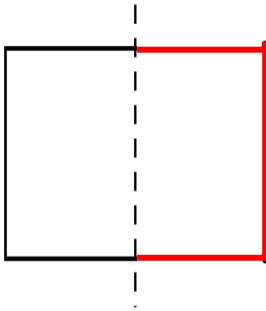
Sirkel

b.



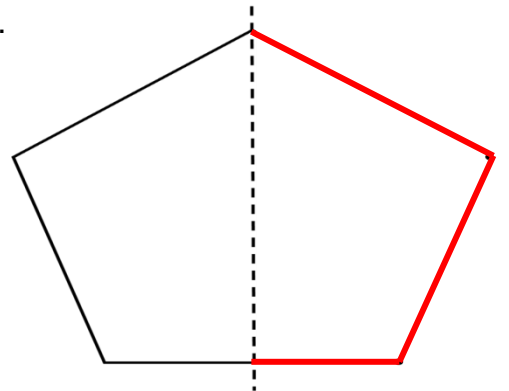
Reghoek

c.



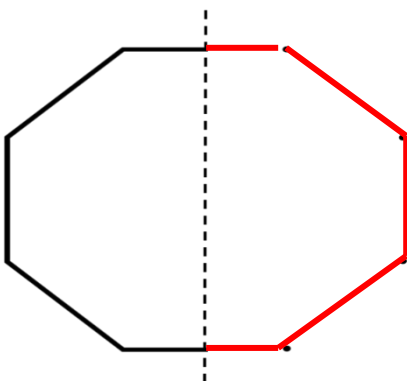
Vierkant

d.



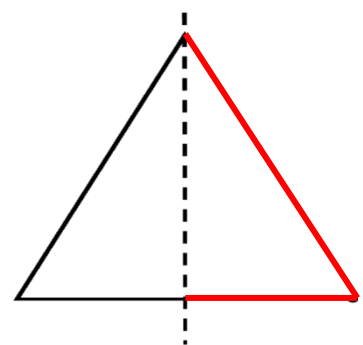
Pentagoon / Vyfhoek

e.



Oktagoon / Agthoek

f.



Driehoek