



Laerskool Mikro

Grade 4

ENGLISH 1<sup>ST</sup> ADD LANGUAGE

### Summary

Date: \_\_\_\_\_




Read the paragraph:

What is a face mask used for:

Facemasks help limit the spread of germs. When someone talks, coughs, or sneezes they may release tiny drops into the air that can infect others. If someone is ill a face masks can reduce the number of germs that the wearer releases and can protect other people from becoming sick. A face mask also protects the wearer's nose and mouth from splashes or sprays of body fluids by covering your face.

Underline the facts and draw a line through the repeated information: (First sentence has been done for you)



Facemasks help limit the spread of germs. When someone talks, coughs, or sneezes they may release tiny drops into the air that can infect others. If someone is ill a face masks can reduce the number of germs that the wearer releases and can protect other people from becoming sick. A face mask also protects the wearer's nose and mouth from splashes or sprays of body fluids by covering your face.



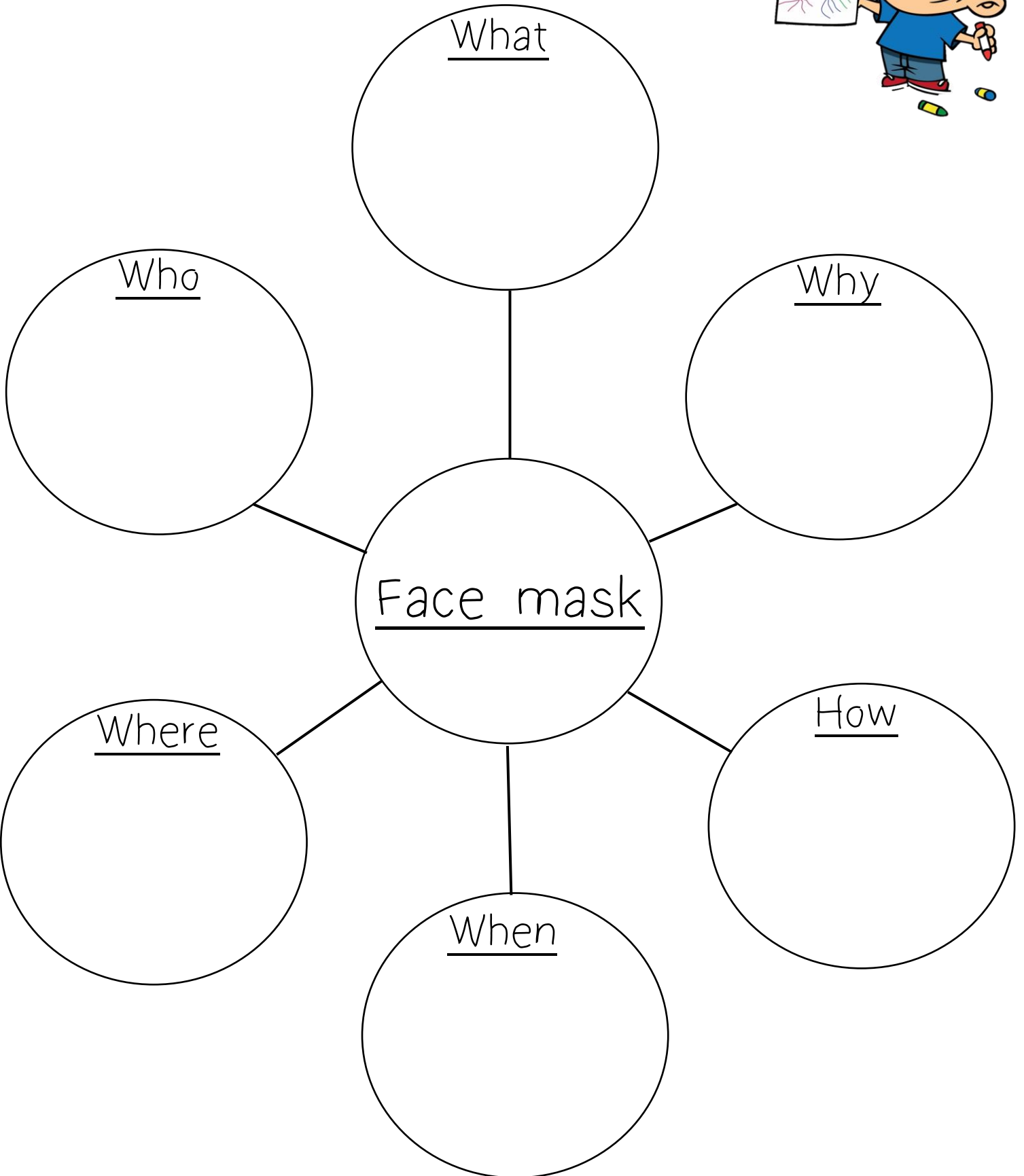

Extract the information that you are left with.

Re-write this information:

- \_\_\_\_\_
- \_\_\_\_\_
- \_\_\_\_\_
- \_\_\_\_\_
- \_\_\_\_\_
- \_\_\_\_\_
- \_\_\_\_\_
- \_\_\_\_\_
- \_\_\_\_\_
- \_\_\_\_\_
- \_\_\_\_\_
- \_\_\_\_\_
- \_\_\_\_\_
- \_\_\_\_\_
- \_\_\_\_\_
- \_\_\_\_\_



Use the information and plot it in your mind  
map.



Re-write your information in a paragraph

---

---

---

---

---

---

---

---

---

---

---

---

---

---

---

---

---

---

---

---

---

---

---

---

---

