



NATIONAL LOCKDOWN PERIOD
ENGLISH HOME LANGUAGE GRADE 4
WEEK 2: 28 – 30 APRIL 2020

Please take note:

- We shall start with language exercises and finish all the term 2 work that is going to be examined later in the year (no specific date at this stage).
- Do all the language exercises in your classwork book, as usual. (If your book is at school, use another book or folios that you staple together or keep in a file.)
- Write proper headings with page references and dates.
- Attempt all the questions, do not leave blank spaces. All this work will have memorandums that will be sent to you the next week.
- All page references refer to your text book, Platinum.
- Continue speaking five minutes English **every day**. Get a specific time at which you do this, for example before or after doing your English, at dinner time, etc.
- Read English for 3 minutes before you start your English work **every day**, as you do in class. This must be from a book of your own choice. Then tell your mother/brother/sister/cat/dog what you have just read.

DAY	RESOURCES	ACTIVITIES
Monday 27 April Freedom Day	Own reading book	Three minutes reading and then reporting.
Tuesday 28 April	Own reading book Power point	Three minutes reading and then reporting. Mark the exercises done in week 1 – see file: Week 1 Memos. Also see Power Point Past tense – memo for p.55 no 2. Make sure all work for week 1 has been completed and marked. Revise work.
Wednesday 29 April	Own reading book Platinum p.59	Three minutes reading and then reporting. <u>Read and Write</u> . Read the word list at top of page. Read the short passage. Do no 1 and 2 in classwork book.
Thursday 30 April	Own reading book Power point Platinum p.60	Three minutes reading and then reporting. Look at the definition of homophones and other examples on the power point. Do Revision no 1 Homophones – see detailed instructions below! This is the last exercise in Theme 6.
Friday 1 May Workers' Day	Own reading book	Read for relaxation

Follow the detailed instructions below.

Read and write p.59

Read the word list at the top of page.

Read the passage, *Down on the farm*, in which the writer describes the climate in the Stormberg area.

Do no 1. Write one sentence each of what the winter and the summer is like in the Stormberg area. Use your own words, do not use words like “bone-dry” / “excessively hot”.

Do no 2. Write two short paragraphs of what the climate is like in the area in which you live. Write a heading: Winter and then write two sentences about the winter climate in your area. Write a heading: Summer and then write two sentences about the summer climate in your area.

Revision p.60 (Homophones)




Watch the power point on homophones. Read the other examples of homophones on slide two.

No 1

Do not follow the text book instructions, do the following:

- 1a) Read the passage, “The son disappeared...” aloud.
- b) Draw a table in your classwork book. Use the example below as a guide, then add your own drawings. (There are just five words that are misspelt, not seven.)

Homophones

<u>Word</u>	<u>Drawing</u>	<u>Word</u>	<u>Drawing</u>
son		sun	
missed		mist	
rein		rain	
reign			
whether		weather	
frieze		freeze	

* Frieze: a band of decoration all along a wall at the top, close to the ceiling
(This is not a common word – it will not be asked in a test.)

