

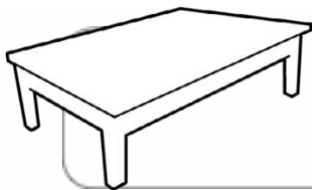
## English FAL

### Language structures


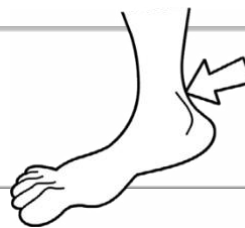


Some of the words we use often in English end in -le.  
For example: table, little.

1. Read the words in the word bank.
2. Choose a word to complete each sentence below.
3. ankle apple bottle jungle pebble table wobble wrinkle little simple



ankle	apple	bottle
jungle	pebble	table
wobble	wrinkle	little
	simple	



- a. A \_\_\_\_\_ is made from plastic or glass.
- b. A \_\_\_\_\_ is a smooth, round stone.
- c. We sit around a \_\_\_\_\_ when we eat.
- d. An \_\_\_\_\_ a day keeps the doctor away.
- e. Wild animals often live in the \_\_\_\_\_.
- f. A mouse is just a \_\_\_\_\_ creature.

### Language structure: Connecting words

Have you ever used connecting words to join two sentences together? The ones we will use today are **and, because, so that, then, to, when, and before**. In order to decide which of these connecting words to use you have to read the sentence carefully to see which one fits in best. Sometime you will have to change a few words.

Choose a connecting word to join these two sentences. Use each word once. Write your new sentences in your book.

1. Granny put on her gloves. It was cold.

2. We went to town. We wanted to buy some new soccer boots.
3. The bus left Tzaneen. The sun came up.
4. Granny bought two suitcases. She bought her soccer boots.
5. We had breakfast. We went to town.
6. Granny bought herself new soccer boots. It is so that she could play well in the matches.
7. The dog barked. We arrived home from the bus stop.

### Language structures: Reported speech

Direct speech uses the exact speech of the speaker. This is shown either in speech bubbles or by using inverted commas ("). Reported speech takes away the inverted commas or speech bubble and changes the word order and sometimes the tense and pronouns.

For example:

She said, "I am going to town." (**Direct speech** = you can hear directly what she said)

She said **that she** was going to town (**Reported speech** = someone else tells us what she has said).

Read what the characters said.

1.




I am so  
glad to see  
you!

2.



I like your  
dress,  
Granny.

3.



This is  
where I  
live.

4.



I can't wait  
to play  
soccer with  
you

Now change the words in the speech bubbles to reported speech.

1. Granny said that \_\_\_\_\_.

2. Vuyo said that \_\_\_\_\_.

3. Vuyo said \_\_\_\_\_.

4. Granny said that \_\_\_\_\_.