



English Home Language  
Week 12: 6-10 July  
Tuesday  
The Summary Part I

Grade 5



6

## The Summary

Your friend was absent the previous day and asked you what had happened at school.  
What would you reply?

You have just 40 seconds to do so before the bell rings.

Choose one of the following options:

- a) I would mention all the details of the day, from the moment we entered the class until the end of the day.
- b) I would just mention the important things that he/she needs to know.
- c) I would quote what the teacher said exactly.

You should choose **b)**, because you need to summarize the day and just mention the important things.



# The Summary

## What is summarizing?

When you take a longer piece of writing or speech and make it much shorter by mentioning only the important points



## A good summary must:

just mention the main/most important details

not have many examples

be written in a clear, short sentence

not be copied word for word


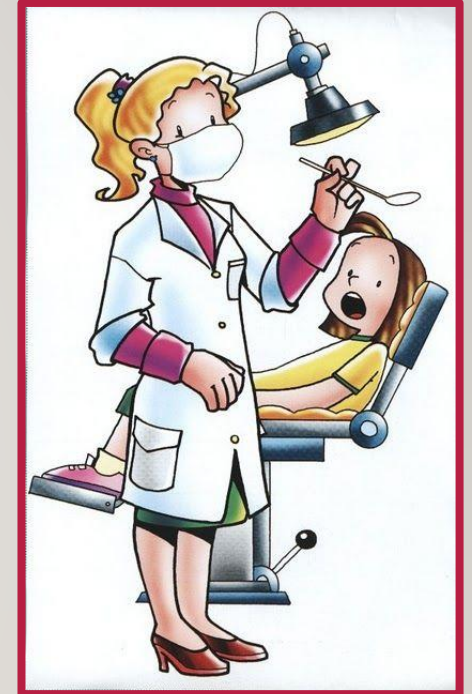


# The Summary

Choose the answer that best summarizes the following paragraph.

*I was so scared when I first learned that I would be having my tooth pulled. I did not sleep at all the night before. I was terrified that it would hurt more than I could stand. I was shaking when I sat in the dentist's chair. She promised me that it would not hurt, but I certainly had my doubts. The dentist gave me some medicine. When I awoke, my tooth was gone, and I did not remember a thing.*

- a) The writer had toothache. She was scared and could not sleep all night.
- b) The dentist gave me some medicine. When I awoke, my tooth was gone.
- c) The dentist gave the writer medicine, to help when her tooth was pulled.



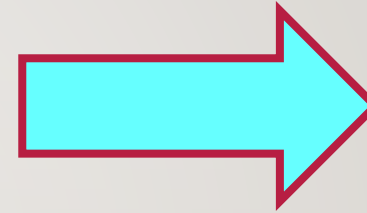


# The Summary

Summaries can be based on fiction (stories) or non-fiction (facts) passages.

**When summarizing stories, you can use “the hand method”.**

Write the 5 W's (who, when, where, what, why on each finger and how in the palm)



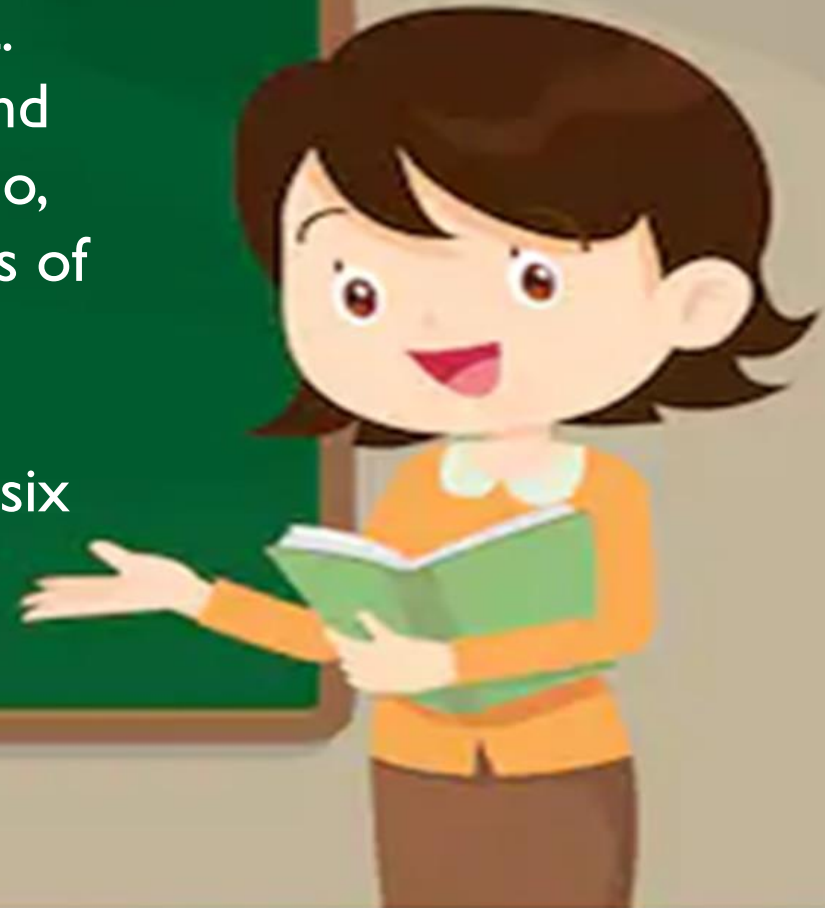
1. Write who was in the story in five words.
2. Write what happened in ten to fifteen words.
3. Write when it happened in five words.
4. Write where it happened in five words.
5. Write why it happened in five words.
6. Write how it happened in five words.

Then you can write the steps in full sentences, taking note of the word limit. If you have more words than the limit, then you need to leave out some unnecessary details.



We are going to read the story of The Dove and the Ant on the next slide. It is also on the worksheet. Then you are going to summarise it, using the hand method. You need to write only the six steps (who, what, when, where, why and how) with the details of the story next to each step.

Write Summary: The Dove and the Ant as your heading in your classwork book and then do the six steps.



# The Dove and the Ant

On a hot day of summer, an ant was searching for some water. After walking around for some time, she came near the river. To drink the water, she climbed up on a small rock. While trying to drink some water, she slipped and fell into the river.

There was a dove sitting on a branch of a tree who saw an ant falling into the river. The dove quickly plucked a leaf and dropped it into the river near the struggling ant. The ant moved towards the leaf and climbed up onto it. Soon, the leaf drifted to dry ground, and the ant jumped out. She looked up to the tree and thanked the dove.

Later, the same day, a bird catcher nearby was about to throw his net over the dove hoping to trap it. The ant saw him and guessed what he was about to do. The dove was resting and he had no idea about the bird catcher. The ant quickly bit him on the foot. Feeling the pain, the bird catcher dropped his net and let out a light scream. The dove noticed it and quickly flew away.

