




Grade 5

English Home Language
Week 8: 8-12 June
Theme 8 Essay

+

Theme 9
Greed or need?



6



Monday

Remember to read for three minutes and report back at the beginning of every day.

Mark the exercises done in week 7 – see file: Week 7 Memos. Make sure all work for week 7 has been completed and marked. From this week on I will also add the current week's memos – in this case week 8. I trust that you will be honest and not simply copy the answers.

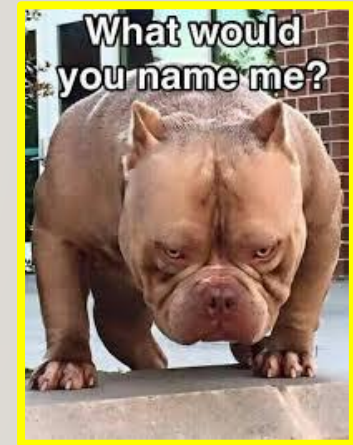
Narrative essay:

Read the rubric in the planning file.

Write “First draft” and “A dog’s life” on a folio.

Start your planning now.

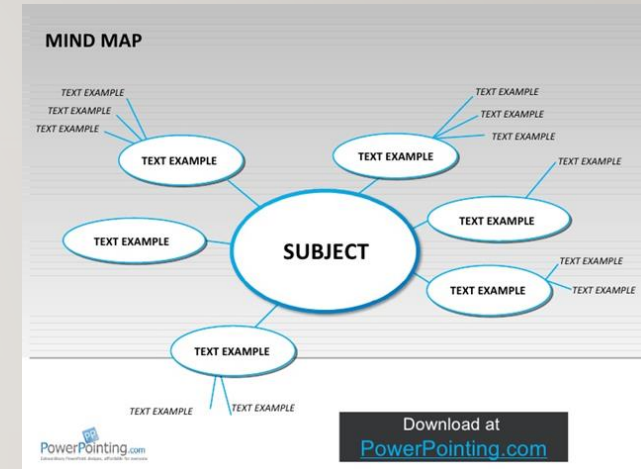
- Choose one of the dogs on p.85
- Step into the paws of the dog. You become the dog.
- Choose a name for your dog. The name must suit the dog in the picture.



For example: Pixie or Tinkerbelle will suit the lap dog, but not the wild dog.

Monday

- Draw a mind map on your page.
- Write the name of your dog in the middle circle.
- Then consider what is important in a dog's life.
- Owner
- Personality
- Territory: backyard, house
- Play time / exercise
- Food, treats
- Sleep, when and where
- Appearance (what dog looks like)
- Then write these headings in the other circles.
- Write short notes about each heading, not full sentences.
- For example: Personality: friendly, likes a lot of attention, playful or selfish, adventurous, likes to be on own



Tuesday

When you are done with your planning, it should take 5-10 min, draw a line. Now write your title – the name of your dog + its most outstanding quality. For example: *Bruno, the meanest dog in the valley* or *Cuddles, the cutest cutie pie*. Paragraph 1 is your introduction. So you have to introduce the topic. Mention your name and what kind of dog you are in an interesting way. Remember you are the dog. Just write one or two sentences and get your reader's attention, so that he/she wants to read the rest. For example: *The open road, adventure, howling at the moon, that's my life, Bruno, the wildest dog.* OR *"Cuddles, Cuddles, come here cutie pie!" That's my owner calling me to come sit on her lap.* Do not write: *Hi, my name is Bruno and I am a mean dog.*





Tuesday



Paragraphs 2 and 3 will be the body of your essay. Here you write about the things you mentioned in the mind map, like something about your owner, what food you eat, your territory (where you stay or spend your time), etc. It does not have to be in a specific order. Remember to put yourself into the dog's paws, it must not sound like a human.

Keep your word limit in mind: 120-140 words. For example: *My owner, Lucy, is very strong, she can easily pick me up. She is so kind and gives me doggy treats if I bring the ball back to her. Then she pats me and gives me a slice of biltong!*

Paragraph 4 is your ending. The ending is short (1-2 sentences) and rounds off the essay. In this essay you can add a general comment about your life. For example: *This is the life for me, constant pampering and affection! OR I want to feel the gravel road under my paws taking me on another adventure.*



Wednesday

Do proper proofreading. Check spelling, tenses, sentences, punctuation and add at least three improvements. Stick more or less to the word limit. Count the number of words you used. It must be more or less 120-140 words.

If you have 50 words, you need to add more descriptions to par. 2 or 3. If you have 250 words, you need to erase some descriptions from par.2 or 3.

Write “Final draft” and your name on a new folio. Staple your first and final drafts together. Keep it in a safe place, like your general file. You will be told when to hand it in at a later stage.



Thursday

Platinum Theme 9 Greed or need? p.87

Look at the picture and discuss no 1-5

Possible answers:



1. Perhaps he is just used to having everything. OR He sees that it is making the other children happy and it will make him happy as well.
2. The children playing with the wire car seem happier. They are playing together, which is more fun. OR The simple toy makes them use their imagination more.
3. To a point, but once we have the basic things we need, having more does not necessarily make us happier.
4. Your needs can be the basic things to keep you alive and to keep you happy, like food and clothes, but also books, toys and entertainment. Greed is a selfish desire for more, even if you do not need it.
5. It can cause selfishness and suffering to other people. Many wars have started because of greed.

Thursday

The boy who wanted more p.89

Read the poem.

1. Write the five W's below each other in your classwork book.

Who:

What: (what is it about, what happened)

Where:

When: (search for time words)

Why: (refer to the ending)

Next to each write what it refers to in the poem.

For example: Who: Billy and his parents

2. Whose fault is it, that Billy behaves in this manner?

His or his parents' fault? Give a reason for your answer.



Friday

Spelling Group 7

Practise the words and write a spelling test adding up to 20.

Write out the incorrect words x5. If you have full marks, you may get a sweet, a real one at home or this one.



Read aloud for ten minutes.



Enjoy your weekend

