



English Home Language
Week 10: 22-26 June
Theme 9



Grade 6

6



Monday

Remember to read for three minutes and report back at the beginning of every day.

Mark the exercises done in week 9 – see file: Week 9 Memos.

Make sure all work for week 9 has been completed and marked.

Week 10 Memos will also be included, as this is your last e-learning week. Week 11 will be used to catch up and get all your work up to date for when you return on 6 July.



Theme 9: Worksheet A

Complete the worksheet. Write the answers in your classwork book.

- At no1 you are asked to write the steps for replacing a light bulb in the correct order.
- The steps are numbered 2 – 8. Do not write the sentences out, just the numbers.
- Start at number 7, then decide which number comes next, 5 or 2 etc.
- Until you have the 7 steps in the right order.




Monday

Theme 9: Worksheet A

- At no 9 read the passage about Whitney Houston.
- Rewrite the first three sentences in past tense.



Tuesday



Theme 9: Worksheet B

Complete the worksheet. Write the answers in your classwork book.

- At no 1 study the copies of the dictionary pages “climate” and “weather” to complete the questions.
- At no 2 you are asked to write the steps on how to make pop corn in the correct order.
- The steps are numbered 1 – 10. Do not write the sentences out, just the numbers.
- Start at no 4, then decide which number comes next.
- Until you have the 10 steps in the right order.



Wednesday

Platinum pp.118, 119: Comprehension test Preparation

- * Read the passage on p.118 carefully.
- After each paragraph ask yourself what it is about and also look for key words in each passage – unfortunately you may not underline in your text book.
- At the end of the passage, ask yourself if you have a good understanding of the passage, if not, read it again quickly.




Wednesday

Platinum pp.118, 119: Comprehension test

Answering the questions:

- * Read each question carefully.
- * Take note how many marks each question counts.
- * A question that counts 2 or 3 marks requires a longer answer.
- * Do not start with “because”.
- * Write full sentences, unless the answer is just one or two words.
- Take note of the w – words: who / what / why / when / where.
- Now you are ready. Write Comprehension test p.118 in your classwork book.
- When you are done you can check and mark the answers in the memos: week 10 file. First do the work, then check the memo.



Thursday

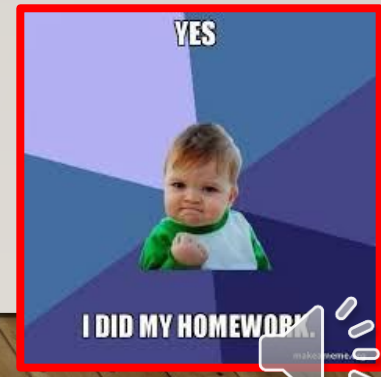
Platinum p.120

Section B: Language

- These questions are based on the comprehension passage about cellphones.

Take note:

- At numbers 1, 7, 9 just write the correct letter.
- At no 9 – a finite verb is the “full verb” , like ran or was running, a gerund is a noun ending in –ing, like “His singing improved.” An infinitive is the basic form of the verb, like to go, to play, a preposition shows the relationship between two things, like “He is sitting on the chair.”
- When you are done you can check and mark the answers in the memos: week 10 file.



Friday

Spelling Group 14

Practise the words and get somebody to ask you 20 words.

Write out the incorrect words x5. If you have full marks, you may get a sweet, a real one at home or one of these.

You may read aloud for at least 10 minutes.

Or practise your oral.



